

Castle Creek ES

Media Center Collection Development Plan
2023-24



[Alyson Muse \(Oct 5, 2023 07:49 EDT\)](#)

Alyson Muse
Principal



[Christine M. Mentzer \(Oct 5, 2023 08:51 EDT\)](#)

Chrissy Mentzer
Certified Educational Media Specialist

Table of Contents

Table of Contents	2
Executive Summary	3
District Strategic Plan 2025	3
School Collection Development Plan	3
School Assessment Analysis	4
Collection Analysis	5
Collection Analysis by Category	6
Notes	6
Representation Analysis	7
Results	7
Strategic Focus	8
Budget and Purchasing Plan	9
Annual Budget 2023-2024	9
Purchasing Plan 2023-2024	9
Year-to-Year Collection Change	10

Executive Summary

District Strategic Plan 2025

Orange County Public Schools is the eighth-largest school district in the United States and the fourth largest in Florida. The district serves more than 206,000 students at 202 schools and is one of the largest employers in Central Florida with more than 25,000 team members.

Vision: To ensure every student has a promising and successful future.

Mission: With the support of families and the community, we create enriching and diverse pathways to lead our students to success.

School Collection Development Plan

Castle Creek ES serves 540 students enrolled in grades Kindergarten through Fifth. The student population's ethnicity is made of 58% Hispanic and 42% Non-Hispanic students. Additionally, we serve a diverse population made up of 63% White, 25% Black, 1% Native, 6% Asian, 0% Pacific, and 4% Multicultural students.

The administration includes Principal Alyson Muse and Assistant Principal Evangeline Slaughter.. Castle Creek ES is proud to offer the many special programs which provide students with opportunities. These include Battle of the Books, gifted education, safety patrols, VPK, performing arts, and student interest clubs.

A thorough analysis of the current media center collection at Castle Creek ES indicates that the average age of the collection is 2008 and the number of books per student is 18. The [American Association for School Libraries](#) has established a criteria for highly effective media centers that includes a ratio of 15-20 books available per student in the collection.

At this time, Castle Creek ES does not meet the recommended standards for the number of books per student.

The analysis of the collection also revealed the following areas of strengths and concerns:

- Strength: Above recommended amount of items per student.
- Concern: Less fiction than non-fiction books in collection.
- Concern: Average age of collection is 2008.
- Concern: 49% of collection is aged.
- Concern: Only 32% of collection is diverse.
- Concern: Average age of Easy collection is 2004.
- Concern: Graphic novel collection is small compared to interest level by students.
- Concern: Only 13% of collection is newer than 5 years.

School Assessment Analysis

The school analysis provides an overview of the school's assessment data for the previous two school years.

Proficiency Data							
Assessment	2021-22	Assessment	2022-23	Assessment	2021-22	Assessment	2022-23
		Star Early Literacy Proficiency	56%				
		Star Reading Proficiency	53%			Star Math Proficiency	59%
FSA ELA Grade 3	53%	FAST ELA Proficiency Grade 3	49%	FSA Math Grade 3	66%	FAST Math Proficiency Grade 3	74%
FSA ELA Grade 4	53%	FAST ELA Proficiency Grade 4	49%	FSA Math Grade 4	70%	FAST Math Proficiency Grade 4	56%
FSA ELA Grade 5	45%	FAST ELA Proficiency Grade 5	48%	FSA Math Grade 5	38%	FAST Math Proficiency Grade 5	50%
NGSSS Sci 5 EOC	48%	NGSSS Sci 5 EOC	50%				

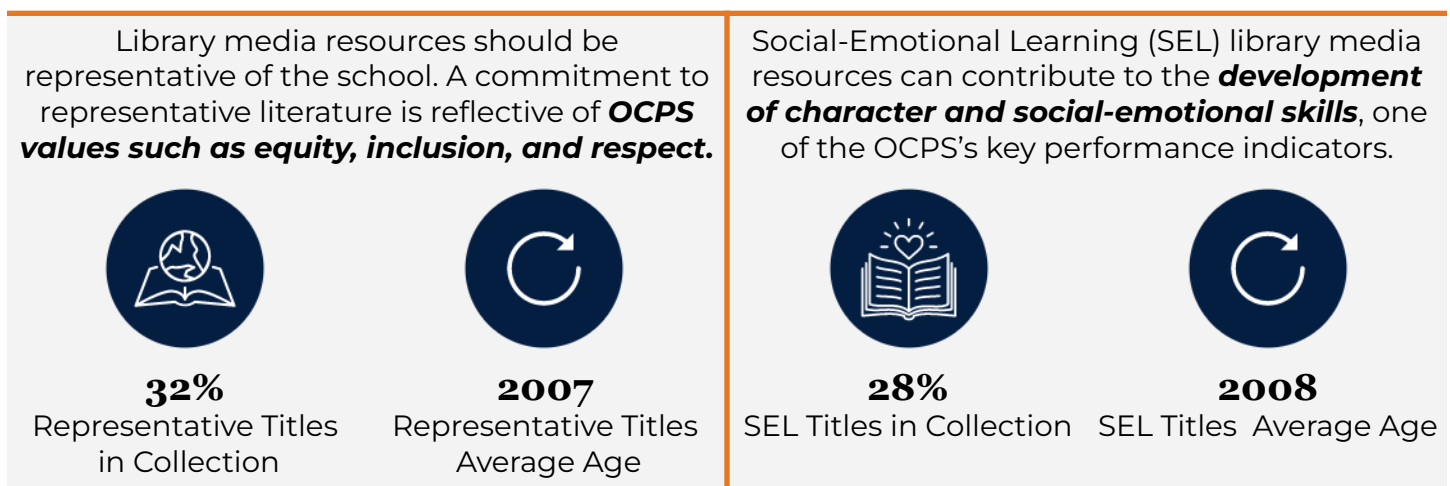

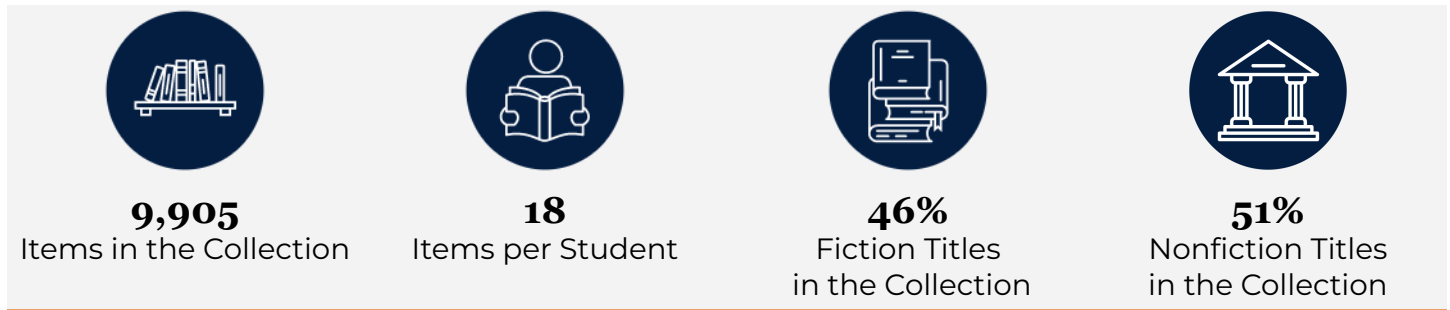
Comparison between 2021-22 and 2022-23 Testing Data

(adapted from <https://www.fldoe.org/accountability/assessments/k-12-student-assessment/results/2023.stml>)

In 2023, the state transitioned from Florida Standards Assessments (FSA) to Florida Assessment of Student Thinking (FAST) for English Language Arts (ELA) and Mathematics. The 2022-23 for FAST and Benchmarks for Excellent Student Thinking (B.E.S.T.) End-of-Course (EOC) assessments are based on **provisional** achievement level cuts that are linked to each assessment's respective 2021-22 reporting scale. Comparisons should not be made between the 2023 data and previous years' data. The implementation of FAST K-2 in the 2022-23 school year was the first administration of statewide assessments for students in grades K-2. These assessments include Star Early Literacy Proficiency, Star Reading Proficiency, and Star Math Proficiency.

Collection Analysis

The collection is developed for and influenced by students, their interests, academic needs and alignment to the curriculum. The data below is a snapshot of the collection based on a Titlewise Analysis from July 2023. Purchasing or weeding after that time is not reflected in this data.



Library media resources are distributed across the **Lexile reading level ranges** noted below.



Collection Analysis by Category

The information collected in this section provides a detailed look at the current library collection by classification and genre. The information was gathered from Follett Destiny, the library management system, and Titlewave, the vendor's ordering and analysis tool.

Section	# of Titles	Average Age
Computer Science, Information & General Works	26	2015
Philosophy & Psychology	49	2016
Religion	38	2008
Social Sciences	512	2008
Language	68	2008
Science	1,611	2011
Technology	638	2011
Arts & Recreation	418	2011
Literature	79	2007
History & Geography	967	2007
Biography	185	2016
Easy	1,932	2004
General Fiction	2,510	2009
Graphic Novels	185	2016

Notes

- Based on the reading scores, new books should be purchased for all levels.
- Newer titles for non-fiction are needed for current information, especially age-sensitive areas.
- Newer titles for fiction are needed for student interest and condition of books.
 - This collection is in need of more popular fiction, graphic novels and non-fiction books like cookbooks, cars and animals that interest students.
- (There are 3,000+ eBooks, audiobooks & digital magazines available in Sora.)

Representation Analysis

Enrollment & Demographic Data					
540 2023-24 Student Enrollment as of September 7, 2023	Subgroups		Federal Ethnicity		
	21% ELL	14% ESE	58% Hispanic	42% Non-Hispanic	
Federal Race Category					
63% White	25% Black	1% Native	6% Asian	0% Pacific	4% Multicultural

To deepen focus on strategic collection development, specific sections of the collection were analyzed in detail to determine whether the media center collection reflects and represents various points of view and experiences. The goal is to provide a balanced collection that can be both a mirror, to reflect a reader's experience, and a window, so readers can experience different viewpoints.

Results

Based on the available school data of Castle Creek ES in comparison to Collection Analysis results, it was found that:

Student Representation	% of Students	Total # of Titles	Total % of Titles	Avg. Age of Titles
Hispanic	58%	161	36%	2007
Black	25%	278	9%	2009
Native	1%	109	1%	2005
Asian	6%	69	9%	2010

Strategic Focus

This page lists the priorities for selection and weeding for each school year and includes the action, updates, and outcomes. This is subject to change due to funding and time constraints.

School Year	Strategic Focus
2023-2024	Selection Priorities <ul style="list-style-type: none">• New books for Easy collection, especially yellow level, based on condition.• New books for Fiction collection focusing on student interest, completing series, missing award-winning books, and diverse titles.• More graphic novels based on student interest.• New non-fiction books to update age-sensitive areas.• SSYRA books for 24-25 purchased at end of the school year for following year.
	Weeding Priorities <ul style="list-style-type: none">• Books that need to be weeded based on condition.• Non-fiction collection based on age starting with age-sensitive areas.• General Fiction collection based on age.
2024-2025	Selection Priorities <ul style="list-style-type: none">• New books for Fiction collection focusing on student interest, completing series, missing award-winning books, and diverse titles.• More graphic novels based on student interest.• New non-fiction books to update age-sensitive areas and overall aged titles.• SSYRA books for 25-26 purchased at end of the school year for following year.
	Weeding Priorities <ul style="list-style-type: none">• Non-fiction collection based on age.• General fiction collection based on age.• Easy collection based on age.

Budget and Purchasing Plan

This page outlines the current budget available and specifically lists the priorities for this school year (2023-2024).

Annual Budget 2023-2024

State Funds	
<i>Source</i>	<i>Amount</i>
State (1001111000)	\$4,114.96
Internal Accounts	
<i>Source</i>	<i>Amount</i>
Book Fair Profits (7551)	\$2,000
TOTAL	\$6,114.96

Purchasing Plan 2023-2024

Approximate Purchasing Plan	
<i>Purpose</i>	<i>Amount</i>
SSYRA books-multiple copies for 23-24 and replacement books (PO still outstanding from end of last year.)	\$2089
Easy collection titles-red and yellow AR books	\$425
Fiction collection titles focusing on student interest, completing series, missing award-winning books, and diverse titles.	\$900
More graphic novels based on student interest.	\$800
Updated non-fiction titles	\$900
SSYRA books-multiple copies for 24-25 (purchased at end of school year)	\$1000
TOTAL	\$6114

Year-to-Year Collection Change





The information below represents the year-to-year change within the library media center collection from the 2022-23 to 2023-24 school year. The 2022-23 data is based on a collection analysis from June 2022, while the 2023-24 is based on a collection analysis from July 2023.

Data Reflection

- Aged title weeding of collection started last summer based on condition of books.
- We still have a lot of books per student which is conducive to more weeding.
- The average age of collection is still too low since most of the collection was bought when the school opened. Weeding and replacing books in all sections is still needed.
- Diverse titles are on the increase.
- Books added to collection is much lower than amount of books needed to be weeded.

2022-23 Purchased and Weeded Materials

Materials Added to the Collection	202	Materials Weeded from the Collection	2,600
-----------------------------------	-----	--------------------------------------	-------

Category	2022-23	2023-24
 Items in the Collection	12,259	9,905
 Items per Student	22	18
 Average Age of Collection	2008	2008
 Representative Titles in the Collection	6%	32%